




The Clean Floor Environment Solution Provider

Cyclone Suction Mat

*The Most Advanced
Suction Mat
With **Cyclone** Technology*





The World's Best Performance Suction Mat with *Cyclone* Technologies and *Cell* module structure.

The Perfect Solutions to Keep Floor Clean in Workplaces and Premises.

Powerful and Instant Suction

- Sucks up dirt and dust instantly from bottom of shoes by Cyclone Technology
- HEPA filter filtration to remove and collect micro-dust less than 0.3 micron
- Fully automated operation by sensor during stepping and walking on the suction mat

Durable and Robust "Cell" Module

- World's first robust "Cell" module design for durable and resistive structures.
- Made of polycarbonate designed to withstand impacts from steps and stomps.
- Simple, easy and economic operation and maintenance

Easy and Simple Operation

- Simple disposal of the collected waste by opening the dust collector cover
- Neat and compact design to fit in any places and match with the surrounding area
- Movable and sizable design with various sizes available for applications

Air Shower Room Enhancement

- Enhances the performance of Air Shower Rooms





The World's First *Cyclone* Technologies and *Cell* module structure.






Specifications

Model: CM 104M-23

- Power: 110 ~ 240AC / 50Hz, 60Hz
- Power consumption: 1.35 kW
- Suction cell composition: 2 x 3 (6-*Cell* structure)
- Suction Cell size: 600 x 900 mm (40 kg)
- Suction mat frame size: 1200 x 700 x H 43 mm
- Dust collector size: 587 x 300 x H 475 mm (45 kg)
- Monitor tower height: 925 mm

Cell Module

- Cell module size: 300 x 300 x H 43 mm (40 kg)
- No. of suction pins: 61 pins
- material: Poly carbonate



Model: CM 104M-23



Motor

- Input: 1.192 kW
- Current: 5.8 A
- Speed (rpm): 21,012
- Vacuum: 297H (mmH₂O)
- Air flow: 3.149 m³/min.
- Suction power: 152.64 W
- Monitor tower height: 925 mm

HEPA filter

- Dual HEPA filter
 - Round & Square
- Efficiency: Up to 0.3 micron



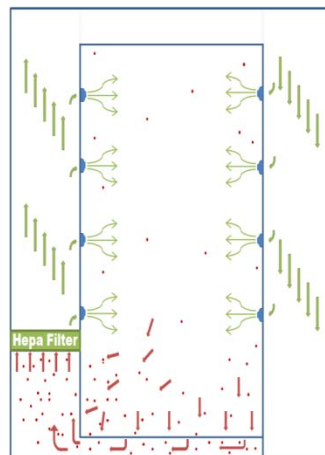
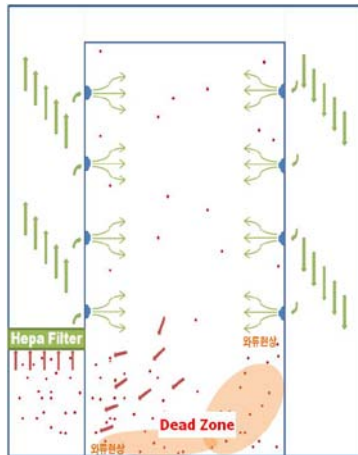
Air Shower Rooms with Cyclone Suction Mat

The *Cyclone* Suction Mat enhances the performance of *Air Shower Rooms*

Advantages

No 'Dead zone' left in an air shower room

Removes dust on shoe bottom and feet completely



Without Cyclone Suction Mat there's 'Dead zone' left in an air shower room

With Cyclone Suction Mat there's no 'Dead zone' left in an air shower room

With Cyclone Suction Mat installed in an air shower room, micro-dust on shoe bottom and feet is removed completely



Air Shower Rooms with Cyclone Suction Mat

The *Cyclone* Suction Mat enhances the performance of *Air Shower Rooms*

Advantages

Fits in with any size of air shower rooms and Synchronized operation with the air shower room

Simple installation and Easy maintenance

- Each 'Cell' can be easily replaced with new ones for cleaning and maintenance.,
- Washable by water
- Durable and robust structure for long lasting life



2 x 4 (8 cells) composition



3 x 2 (6 cells) composition





Powerful and Instant Suction



Applications Cyclone Suction Mat





Powerful and Instant Suction



Applications

Cyclone Suction Mat with Air Shower

